





BATH ACCESSORIES

ALUMINUM FRAMED MIRRORS & MEDICINE CABINETS

MIRRORS ALUMINUM FRAMED

REFLECTIONS



ALUMINUM FRAMED MIRROR

24" x 30" MIRROR	30" x 36" MIRROR
 <p>30" 24"</p> <p><i>Brushed Nickel</i></p> <p>\$145</p> <p>sku: AM2430BN</p>	 <p>36" 30"</p> <p><i>Brushed Nickel</i></p> <p>\$170</p> <p>sku: AM3036BN</p>
 <p>30" 24"</p> <p><i>Chrome</i></p> <p>\$195</p> <p>sku: AM2430CH</p>	 <p>36" 30"</p> <p><i>Chrome</i></p> <p>\$225</p> <p>sku: AM3036CH</p>

MEDICINE CABINETS MIRRORED

REFLECTIONS

MIRRORED MEDICINE CABINET

15" x 36" MEDICINE CABINET	23" x 30" MEDICINE CABINET
 <p>36" 15"</p> <p><i>Brushed Nickel</i></p> <p>\$329</p> <p>Mirrored Inside sku: MMC1536BN</p>	 <p>30" 23"</p> <p><i>Brushed Nickel</i></p> <p>\$365</p> <p>Mirrored Inside sku: MMC2330BN</p>

SHOWER ACCESSORIES

SHOWER BASES & DRAINS

ACRYLIC SHOWER BASES

36" x 36" BASE CENTER DRAIN	60" x 32" BASE LEFT DRAIN	60" x 32" BASE RIGHT DRAIN
 <p>\$279</p> <p>sku: 3636C-W</p> <p>Slip resistant Scratch resistant 5-Year warranty Meets ANSI and CSA requirements</p>	 <p>\$339</p> <p>sku: 6032L-W</p> <p>Slip resistant Scratch resistant 5-Year warranty Meets ANSI and CSA requirements</p>	 <p>\$339</p> <p>sku: 6032R-W</p> <p>Slip resistant Scratch resistant 5-Year warranty Meets ANSI and CSA requirements</p>

SHOWER DRAINS





Stainless Steel

\$16⁹⁹

sku: PF42867

DRAIN COVERS

OIL RUBBED BRONZE	BRUSHED NICKEL
 <p>\$26⁹⁹</p> <p>SKU: MB602ORB</p>	 <p>\$26⁹⁹</p> <p>SKU: MB602BN</p>